

## Lexia Reading on the iPad: Get Started

Lexia Reading on the iPad is for students using **Lexia Early Reading®**, **Lexia Primary Reading®**, and **Lexia Strategies for Older Students®**.

A valid myLexia.com teacher account is required to setup the iPad app (see Step 2).

### STEP 1: DOWNLOAD

Download the **Lexia Reading** iPad app to your device:

- Use this URL:  
<https://itunes.apple.com/app/lexia-reading/id555676901?mt=8>
- Or, in the iTunes or App Store, search for Lexia. You will see the Lexia Reading app (see Figure 1).

### STEP 2: ONE-TIME SETUP

After downloading, open the Lexia Reading app and complete this one-time setup before student use.

1. To start setup, tap the Lexia Reading icon to open the app.
2. On the Welcome screen, select School or Home (see Figure 2):
  - Setup on a school device by an educator requires a **teacher email** and **valid myLexia password**. The password ensures students cannot reset the setup.
  - Setup on a home device by a parent requires a **teacher email address** (for a valid myLexia.com account) only.

### STEP 3: ALLOW STUDENT LOGIN

Students login with a valid username and password (see Figure 3).

Students who are new to Lexia Reading will be given Auto Placement.

Students will time out from the app after 15 minutes of inactivity.

#### Resetting Setup

Resetting the Setup will “undo” Step 2 and allow students from different customer accounts to login. Most customers will never need to do this.

To reset the setup, click the **Wrong School? Click here to change** link (see Figure 3). Changing the setup on a school device requires a teacher email and valid myLexia password.

#### System Requirements

- iPad 2+, iPad Mini
- iOS v5 and higher
- 325 MB storage  
(650 MB needed to download)
- Internet connection  
(minimal bandwidth is used)
- Headset (recommended)




Figure 1 Lexia Reading iPad App

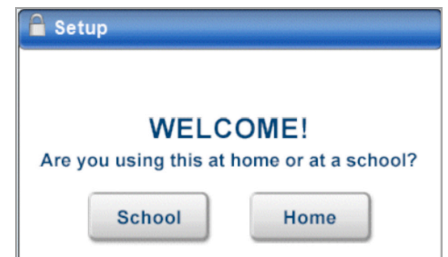


Figure 2 Setup Screen

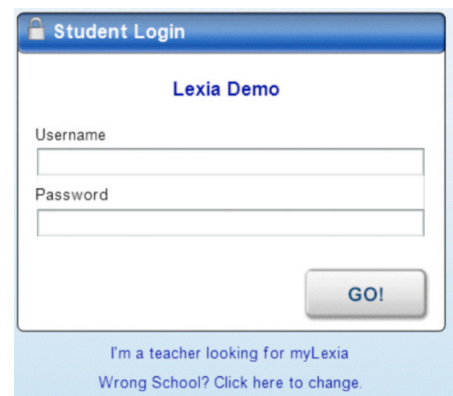


Figure 3 Student Login